

3. Now Fill Institute Data And Then Click On Save Button.

The screenshot shows a web browser window with the URL kayakalpraj.org/CreateInstitute. The page is titled "CREATE INSTITUTE" and is part of the "MASTER SETUP" section. The left sidebar contains a menu with "INSTITUTE MASTER" highlighted. The main form area is titled "CREATE INSTITUTE" and contains several input fields. The "STATE" field is set to "RAJASTHAN", "DISTRICT" to "ALWAR", and "BLOCK" to "URBAN". The "HOSPITAL TYPE" is "SAT", "HOSPITAL NAME" is "KALA KUWA SALELLITE HOSPITAL", and "PCTS CODE" is "2026100000". The "MOIC NAME", "MOBILE", "LANDLINE NO", "EMAIL", and "REMARK" fields are empty. A "REQUIRED" label is present next to the "MOIC NAME" field. At the bottom right, there are "SAVE" and "BACK" buttons, with the "SAVE" button highlighted.

KAYAKALP

ENGLISH | हिन्दी

TECHNICAL SUPPORT
(MON TO FRI) - 11 AM TO 6 PM
+91952924555

SAT-KALA-SOHS

LOGOUT

SAT KALA SOHS >

CREATE INSTITUTE

MASTER SETUP / CREATE INSTITUTE

MASTER SETUP

INSTITUTE MASTER

EMPLOYEE MASTER

INSPECTION OFFICE MASTER

ASSESSMENT >

REPORT >

CREATE INSTITUTE

REQUIRED

STATE

RAJASTHAN

DISTRICT

ALWAR

BLOCK

URBAN

HOSPITAL TYPE

SAT

HOSPITAL NAME

KALA KUWA SALELLITE HOSPITAL

PCTS CODE

2026100000

MOIC NAME

MOBILE

LANDLINE NO

EMAIL

REMARK


Activate

Go to Settings


SAVE

BACK

4. Fill Employee Data And Click On Save Button.

 KAYAKALP

ENGLISH हिंदी

SAT-KALA-SOETHS  LOGOUT

SAT-KALA-SOETHS >

DASHBOARD

MASTER SETUP >

INSTITUTE MASTER

EMPLOYEE MASTER

INSPECTION OFFICE MASTER

ASSESSMENT >

REPORT >

CREATE EMPLOYEE

CREATE EMPLOYEE / CREATE EMPLOYEE

CREATE EMPLOYEE REQUIRED

YEAR

2018-2019

STATE

RAJASTHAN

DISTRICT

ALWAR

BLOCK

URBAN

INSTITUTE

KALA KUWA SALELLITE HOSPITAL

DESIGNATION

--SELECT--

NAME

NAME

MOBILE

MOBILE NUMBER

EMAIL ID

EMAIL ID

REMARK

REMARK

IMAGES

Choose File No file chosen

SAVE CANCEL


RESULT

SHOW 10 ENTRIES SEARCH:


S.NO	YEAR	DISTRICT	INSTITUTE NAME	NAME	DESIGNATION	MOBILE NUMBER	EMAIL
1	2018-2019	ALWAR	KALA KUWA SALELLITE HOSPITAL	DEMO	HEALTH MANAGER		DEMO@GMAIL.COM
2	2018-2019	ALWAR	KALA KUWA SALELLITE HOSPITAL	MANGER	HEALTH MANAGER		MM@GMAIL.COM
3	2018-2019	ALWAR	KALA KUWA SALELLITE HOSPITAL	JABIR	BPM		JABIR@GMAI.COM
4	2018-2019	ALWAR	KALA KUWA SALELLITE HOSPITAL	DEMO PMO	PMO	9874563210	DEMO@GMAIL.COM
5	2018-2019	ALWAR	KALA KUWA SALELLITE HOSPITAL	DEMO USER	MEDICAL OFFIECR	9874563210	DEMO@GMAIL.COM

SHOWING 1 TO 5 OF 5 ENTRIES PREVIOUS 1 NEXT

5. Fill Inspection Team Records And Click On Submit Button.

 KAYAKALP

ENGLISH हिंदी

SAT-KALA-SOTHS  LOGOUT

SAT-KALA-SOTHS >

DASHBOARD

DASHBOARD /

DASHBOARD

MASTER SETUP

INSTITUTE MASTER

EMPLOYEE MASTER

INSPECTION OFFICE MASTER

ASSESSMENT

REPORT

CREATE INSPECTION TEAM

REQUIRED

STATE DISTRICT BLOCK INSTITUTE TYPE INSTITUTE NAME

HAJASI HAN ALWAR URBAN SAT KALA KUWA SALELLITE HOSPITAL

CREATE TEAM FOR INSPECTION

YEAR PROGRAMME INSPECTION DATE (DD/MM/YYYY) INSPECTION BY INSPECTION OF

2018-2019 --SELECT-- --SELECT--

You Can Add More Rows

ADD MORE

DESIGNATION EMPLOYEE MOBILE NO IMAGES REMARK

--ALL-- --NOT AVAILABLE--

Choose File No f...sen

SUBMIT REFRESH

You Can Edit The Inspection Team

S.NO	DISTRICT	INST.NAME	INSPECTION BY	INSPECTION OF	INSPECTION ID	INSP.TEAM ID	INSP DATE	ACTION
1	ALWAR	SAT	KALA KUWA SALELLITE HOSPITAL	KALA KUWA SALELLITE HOSPITAL	INTERNAL1	URB-INT1-1	2018-05-17	EDIT
2	ALWAR	SAT	KALA KUWA SALELLITE HOSPITAL	KALA KUWA SALELLITE HOSPITAL	INTERNAL2	URB-INT2-2	2018-05-18	EDIT

6. Click Fill Record to upload excel .

KAYAKALP

ENGLISH हिंदी

CHC-ARAI-JAOTH LOGOUT

CHC-ARAI-JAOTH

MASTER SETUP

ASSESSMENT

FILL ASSESSMENT

FREEZE ASSESSMENT

REPORT

FILL ASSESSMENT

REQUIRED

YEAR STATE DISTRICT INSTITUTE NAME INSTITUTE TYPE

2018-2019 RAJASTHAN AJMER ARAIN CHC

INSPECTION LIST

click

S.NO	INSPECTION BY	INSPECTION OF	PROGRAMME	INSPECTION TYPE	INSP. DATE	FILL REPORT
1	ARAIN	ARAIN	KAYAKALP	INTERNAL1	2018-05-22	FILL RECORD

COPYRIGHT © 2018-2019 KAYAKALP.ORG

7. Click To Download Kayakalp Check List (Warning : Only Download sheet will be uploaded .Other excel file cannot be accepted)

KAYAKALP

FILL ASSESSMENT

ASSESSMENT / FILL ASSESSMENT

CHC-ARAI-JAOTH

MASTER SETUP

ASSESSMENT

FILL ASSESSMENT

FREEZE ASSESSMENT

REPORT

FILL ASSESSMENT

REQUIRED

YEAR STATE DISTRICT INSTITUTE NAME INSTITUTE TYPE

2018-2019 RAJASTHAN AJMER ARAIN CHC

INSPECTION DETAILS

NOTE: BE CAREFUL TO UPLOAD CHECKLIST

DOWNLOAD CHECK LIST

INSPECTION OF	INSPECTION BY	PROGRAMME	INSPECTION TYPE	INSPECTION DATE
ARAIN	ARAIN	KAYAKALP	INTERNAL1	22-05-2018

UPLOAD CHECKLIST EXCEL

Choose File No file chosen

UPLOAD

8. Score update in excel file and upload.

Ref. No.	Criteria	Assessment Method	Means of Verification	Compliance
A	PHC UPKEEP			
A1	Pest & Animal Control			0
A1.1	No stray animals within the	OB/SI	Observe for the presence of stray animals	0
A1.2	Pest Control Measures are	SI/RR/ OB	Check for the evidence at the facility	0
A1.3	Measures for Mosquito free	OB/SI /PI	Check for	0
A2	Landscaping & Gardening			0
A2.1	Front area/ Parks/ Open	OB	Check that wild vegetation does not exist.	0
A2.2	Internal Roads, Pathways,	OB	Check that pathways, corridors, courtyards,	0
A2.3	Provision of Herbal Garden	OB/SI	Check if the facility maintains a herbal	0
A3	Maintenance of Open Areas			0
A3.1	There is no abandoned /	OB	Check for presence of any 'abandoned	0
A3.2	No water logging in open	OB	Check for water accumulation in open areas	0
A3.3	There is no unauthorised	OB/SI	Check for PHC premises and access road	0
A4	PHC Appearance			0
A4.1	Name of the PHC is	OB	Name of the PHC is prominently displayed	0
A4.2	Walls are well-plastered and	OB	Check that wall (Internal and External)	0
A4.3	Uniform signage system in	OB	All signage's (directional & departmental)	0
A5	Infrastructure Maintenance			0
A5.1	PHC Infrastructure is well	OB/ RR/ SI	No major cracks, seepage, chipped plaster &	0
A5.2	PHC has intact boundary wall	OB	Check that there is a proper boundary wall	0
A5.3	PHC has adequate facility for	OB	Check that there is a demarcated space for	0
A6	Illumination			0
A6.1	Adequate illumination inside	OB	Check for Adequate lighting arrangements	0
A6.2	Adequate illumination in	OB	Check that PHC front entry gate and access	0

9. Click the Choose File and Upload Excel File And then Click Upload.

KAYAKALP

CHC-ARAI-JAOTH >

MASTER SETUP >

ASSESSMENT >

FILL ASSESSMENT

FREEZE ASSESSMENT

REPORT >

FILL ASSESSMENT

YEAR: 2018-2019 STATE: RAJASTHAN DISTRICT: AJMER INSTITUTE NAME: ARAIN INSTITUTE TYPE: CHC

INSPECTION DETAILS

NOTE: BE CAREFUL TO UPLOAD CHECKLIST

DOWNLOAD CHECK LIST

INSPECTION OF	INSPECTION BY	PROGRAMME	INSPECTION TYPE	INSPECTION DATE
ARAIN	ARAIN	KAYAKALP	INTERNAL1	22-05-2018

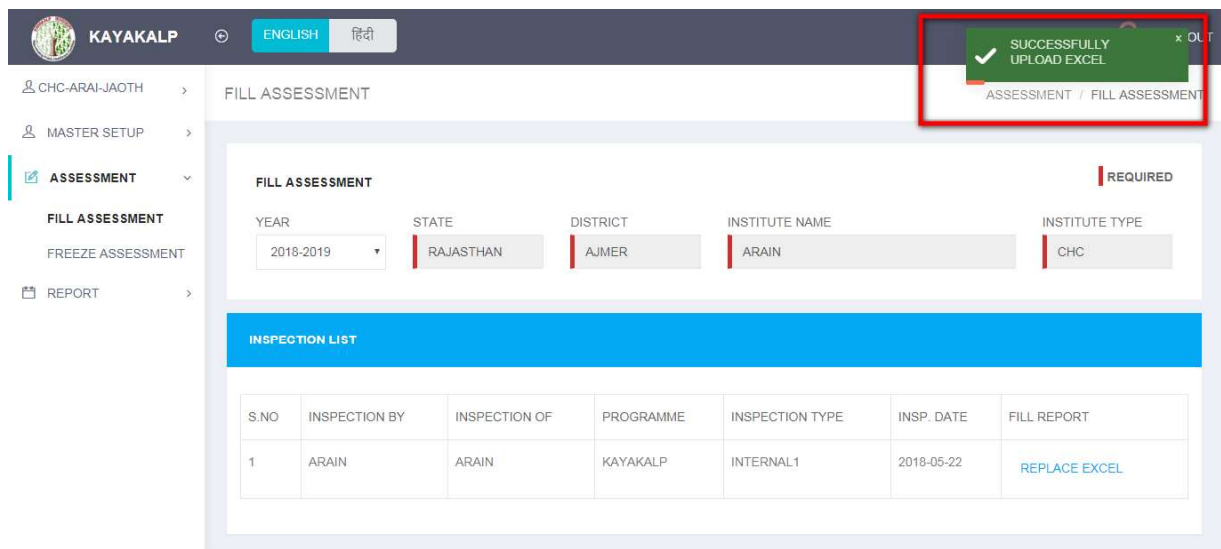
UPLOAD CHECK LIST EXCEL

Choose File | kayakalpPHC.xlsx

UPLOAD → click

COPYRIGHT © 2018-2019 KAYAKALP.ORG

10. Successful Message For upload excel.



The screenshot shows the KAYAKALP FILL ASSESSMENT page. A green success message box in the top right corner states "SUCCESSFULLY UPLOAD EXCEL" with a close button. The page includes a sidebar with navigation options: CHC-ARAI-JAOTH, MASTER SETUP, ASSESSMENT (selected), FILL ASSESSMENT, FREEZE ASSESSMENT, and REPORT. The main content area has a "FILL ASSESSMENT" section with a "REQUIRED" label. Below this are input fields for YEAR (2018-2019), STATE (RAJASTHAN), DISTRICT (AJMER), INSTITUTE NAME (ARAIN), and INSTITUTE TYPE (CHC). An "INSPECTION LIST" table is displayed below, with one row showing an inspection by ARAIN on 2018-05-22. A "REPLACE EXCEL" link is visible in the "FILL REPORT" column of this row.

KAYAKALP ENGLISH हिंदी

CHC-ARAI-JAOTH > FILL ASSESSMENT

MASTER SETUP >

ASSESSMENT >

FILL ASSESSMENT

FREEZE ASSESSMENT

REPORT >

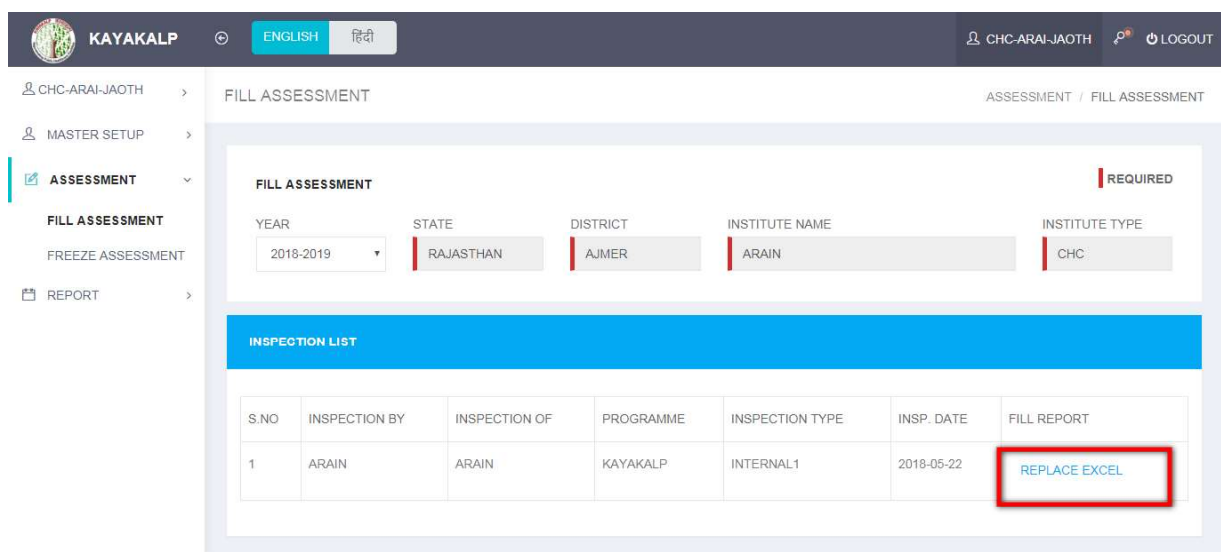
FILL ASSESSMENT REQUIRED

YEAR: 2018-2019 STATE: RAJASTHAN DISTRICT: AJMER INSTITUTE NAME: ARAIN INSTITUTE TYPE: CHC

INSPECTION LIST

S.NO	INSPECTION BY	INSPECTION OF	PROGRAMME	INSPECTION TYPE	INSP. DATE	FILL REPORT
1	ARAIN	ARAIN	KAYAKALP	INTERNAL1	2018-05-22	REPLACE EXCEL

11. If you have uploaded excel file then will be show replace button for remove excel data



This screenshot is identical to the previous one, showing the KAYAKALP FILL ASSESSMENT page. The "REPLACE EXCEL" link in the "FILL REPORT" column of the "INSPECTION LIST" table is highlighted with a red rectangle, indicating the button used to replace the uploaded data.

KAYAKALP ENGLISH हिंदी

CHC-ARAI-JAOTH > FILL ASSESSMENT

MASTER SETUP >

ASSESSMENT >

FILL ASSESSMENT

FREEZE ASSESSMENT

REPORT >


FILL ASSESSMENT REQUIRED

YEAR: 2018-2019 STATE: RAJASTHAN DISTRICT: AJMER INSTITUTE NAME: ARAIN INSTITUTE TYPE: CHC

INSPECTION LIST

S.NO	INSPECTION BY	INSPECTION OF	PROGRAMME	INSPECTION TYPE	INSP. DATE	FILL REPORT
1	ARAIN	ARAIN	KAYAKALP	INTERNAL1	2018-05-22	REPLACE EXCEL

12. Click Print Preview and will be show excel data.

 KAYAKALP

ENGLISH हिंदी

CHC-ARAI-JAOTH LOGOUT

CHC-ARAI-JAOTH

MASTER SETUP

ASSESSMENT

FILL ASSESSMENT

FREEZE ASSESSMENT

REPORT

FREEZE ASSESSMENT

ASSESSMENT / FREEZE ASSESSMENT

FREEZE ASSESSMENT

REQUIRED

YEAR

STATE

DISTRICT

INSTITUTE NAME

INSTITUTE TYPE

2018-2019

RAJASTHAN

AJMER

ARAIN

CHC

RESULT

S.NO	INSPECTION BY	INSPECTION OF	PROGRAMME	INSPECTION TYPE	INSP. DATE	PRINT	FILL REPORT
1	ARAIN	ARAIN	KAYAKALP	INTERNAL1	2018-05-22	PRINT	CLICK TO FREEZE

Next Page

13. Print View



**NATIONAL HEALTH MISSION
DEPARTMENT OF MEDICAL HEALTH & FAMILY WELFARE
KAYAKALP**



INSPECTION DETAIL'S

[PRINT](#)

STATE	RAJASTHAN	DISTRICT	AJMER	INSPECTION DATE	22-05-2018
PROGRAMME	KAYKALP	INSPECTION TYPE	INTERNAL1	MARKS(%)	354/420(70.80%)
INSPECTION BY	ARAIN				
INSPECTION OF	ARAIN				

REFERENCE NO	CRITERIA			OBTAIN MARKS	WEIGHTAGE
A	HOSPITAL / FACILITY UPKEEP			36	60
A1	PEST & ANIMAL CONTROL				
REF. NO	CRITERIA	ASSESSMENT METHOD	MEANS OF VERIFICATION	OBTAIN MARKS	WEIGHTAGE
A1.1	NO STRAY ANIMALS WITHIN THE FACILITY PREMISES	OB/SI	OBSERVE FOR THE PRESENCE OF STRAY ANIMALS SUCH AS DOGS, CATS, CATTLE, PIGS, ETC. WITHIN THE PREMISES. ALSO DISCUSS WITH THE FACILITY STAFF. CHECK AT THE ENTRANCE OF THE FACILITY THAT CATTLE TRAP HAS BEEN PROVIDED.	1	2
A1.2	PEST CONTROL MEASURES ARE IMPLEMENTED IN THE FACILITY	SI/RR/ OB	CHECK FOR THE EVIDENCE AT THE FACILITY (PRESENCE OF PESTS, RECORD OF PURCHASE OF PESTICIDES AND AVAILABILITY OF THE RAT TRAP) AND INTERVIEW THE STAFF ABOUT ITS USAGE	2	2
A1.3	MEASURES FOR MOSQUITO FREE ENVIRONMENT ARE IN PLACE	OB/SI /PI	CHECK FOR A. WIRE MESH IN WINDOWS B. DESERT COOLERS (IF IN USE) ARE CLEANED REGULARLY/ OIL IS SPRINKLED C. NO WATER COLLECTION TO PREVENT MOSQUITO BREEDING WITHIN THE PREMISES D. GAMBUSIA FISH CULTIVATION E. USAGE OF MOSQUITO NETS BY THE ADMITTED PATIENTS F. AVAILABILITY OF ADEQUATE STOCK OF MOSQUITO NETS(IF APPLICABLE)	1	2
TOTAL				4	6
A2	LANDSCAPING & GARDENING				
A2.1	FRONT AREA/ PARKS/ OPEN SPACES ARE WELL MAINTAINED	OB	CHECK THAT WILD VEGETATION DOES NOT EXIST. SHRUBS AND TREES ARE WELL MAINTAINED. OVER GROWN BRANCHES OF PLANTS/ TREE HAVE BEEN TRIMMED REGULARLY. DRY	2	2

14. Click To Freeze the Records.Which you have Seen in the Print preview.

KAYAKALP FREEZE ASSESSMENT ASSESSMENT / FREEZE ASSESSMENT

CHC-ARAI-JAOTH > MASTER SETUP > **ASSESSMENT** > **FILL ASSESSMENT** > **FREEZE ASSESSMENT** > REPORT >

FREEZE ASSESSMENT REQUIRED

YEAR: 2018-2019 STATE: RAJASTHAN DISTRICT: AJMER INSTITUTE NAME: ARAIN INSTITUTE TYPE: CHC

RESULT

S.NO	INSPECTION BY	INSPECTION OF	PROGRAMME	INSPECTION TYPE	INSP. DATE	PRINT	FILL REPORT
1	ARAIN	ARAIN	KAYAKALP	INTERNAL1	2018-05-22	PRINT	CLICK TO FREEZE

COPYRIGHT © 2018-2019 KAYAKALP.ORG

15. If You Have click the freeze Button Record will be Freeze and button is disable..

KAYAKALP ENGLISH हिंदी CHC-ARAI-JAOTH LOGOUT

CHC-ARAI-JAOTH > MASTER SETUP > **ASSESSMENT** > **FILL ASSESSMENT** > **FREEZE ASSESSMENT** > REPORT >

FREEZE ASSESSMENT REQUIRED

YEAR: 2018-2019 STATE: RAJASTHAN DISTRICT: AJMER INSTITUTE NAME: ARAIN INSTITUTE TYPE: CHC

RESULT

S.NO	INSPECTION BY	INSPECTION OF	PROGRAMME	INSPECTION TYPE	INSP. DATE	PRINT	FILL REPORT
1	ARAIN	ARAIN	KAYAKALP	INTERNAL1	2018-05-22	PRINT	RECORD FREEZED

COPYRIGHT © 2018-2019 KAYAKALP.ORG